

Aberdare Park RR Marshals Briefing Notes

General

Aberdare Park RR will be run over 2 days, Saturday 18th July 2020 & Sunday 19st July 2020 within the grounds of Aberdare Park, Gadlys Road, Trecynon, Aberdare, Mid Glamorgan. This is a "Ticket Only" event although tickets may be purchased at the Paygate on each Race Day. There is no admission without a ticket to the general public. Marshals will oversee the event for the purposes of the health and safety of themselves, the riders, the spectators and the general public.

Entrances/Exits to Aberdare Park RR

These are;

1. The Main Gate to the park on the corner of Glan Road and Gadlys Road opposite the White Lion public house, to which the public have access to the Infield via the Paygate upon purchase of a ticket for the duration of the races on that day. Postcode CF44 8AE.
2. The entrance on the corner of Hirwaun Road and Park Lane. This gate is usually kept closed. The public have no access to this entrance/exit and it will be secured by 2 Marshals to allow for the exit and entry of Ambulance, Fire & Police services. Postcode CF44 8HN.
3. A further entrance to the park is situated on Cherry Drive opposite the junction with Cypress Court. This entrance/exit is for access for competitors arriving at the paddock, Marshals to gain access to the campsite, Marshals parking and service vehicles. The general public have limited access to this entrance/exit. Postcode CF44 8YB.

Restricted Areas

Due to previous incidents and for the health and safety of all concerned the ACU and AMCC have agreed to enforce certain "NO GO" areas around the circuit.

No persons other than the event Marshals, ACU personnel i.e. The Clerk of the Course and his Deputy, APRR Incident Officer, APRR Race Director and his Deputy are permitted within these areas.

The areas in question are shown on a circuit diagram which each Radio Marshal on Post will have a copy.

Any unauthorized persons found in these areas will in the first instance receive a warning from the Marshals and be removed from the area. Any further infringement will result in the matter being referred to the Race Director who will arrange for the said person to be evicted from the event.

Ambulance Stations

There are 3 Ambulances that are manned with fully qualified medical staff on circuit. Alpha 1 & 3 are stationed by the "Fountain" close to Post 9 and Alpha 2 is usually stationed behind the barriers adjacent to and between Posts 2 and 2a.

First Aid Stations

The First Aid Station is situated adjacent to the Lakeside Café.

Lost & Found Children/Young Persons/Vulnerable Persons

Mrs Jeanette Moulton is the Child Protection Officer for the event. Contact in the first instance is through Race Control upon which the said person/s should be escorted to the Race Bus at Start/Finish Line. The Commentator will announce the said person has been found.

FIV Fast Intervention Vehicle

The FIV is usually situated at "The Monument" by the main crossing point on the outside of the track and is permanently manned by an advanced driver Marshal and Trauma Doctor. Contact and control is by Race Control only.

Recovery Vehicles

There are 2 Recovery Vehicles situated trackside, each manned by 3 APRR Marshals. Recovery 1 will be situated at the "Monument" at "Surtees Bend" and Recovery 2 will be adjacent to the "Race Bus" at Paddock Entrance/Exit.

The Infield

The inner area of the track forms the perimeter of the Infield. The Infield provides the areas for Traders and their Stands and the public areas for spectators. This perimeter is surrounded by closed barriers. The public are not permitted to cross the barriers except via official crossing points which will be manned by Marshals. The public are not permitted to stand

or sit or otherwise straddle or move the barriers at any time. Any Marshal or official who is trackside of the perimeter barrier will be required to wear appropriate orange tabards and APRR ID cards.

Flash Photography

Flash photography directed trackside towards the riders is not permitted.

Signing On

Marshals must sign on before taking their positions on post. The times for signing on for each day will be between 06.45am – 08.00am within the Paddock Field.

When signing on, ensure you have collected your event programme, ID Card, paperwork etc.

Marshals must be on post for 8.30am for radio and equipment checks.

Marshals PPE

Please bring your own orange only Overalls/Coveralls, Jacket & Trousers or Tabard. If you do not have any of these, a Tabard will be loaned to you for the duration of the event. Please wear sturdy footwear. Open toed sandals or similar are not permitted. It is recommended that should you wear gloves they should be of heat resistant leather and not pvc type or similar. Motorcycle exhaust systems and engines are extremely hot and pvc gloves or similar coming into contact with these could melt the gloves to your hands in an instant. The use of whistles by Marshals is permitted but only to warn others who may be on track that there is a potential hazard and they are to leave the track immediately.

Marshals "Orange Army" Photograph

On the Sunday of the event, during the "Church Break" it is traditional for the Marshals to attend the track adjacent to the "Bandstand" at Post 7 for the Annual Marshals Photograph. All Marshals who would like to be included in the photograph are welcome. Listen out for announcements from Race Control during Sunday morning racing.

Equipment on Post

Each Marshals Post should have the following equipment;

- Broom
- Dust (Cement)
- Fire Extinguishers, one each of;
 - Universal
 - Dry Powder
- Race Flags, one each of;
 - Red Flag
 - Green Flag
 - Yellow Flag
 - Red & Yellow Striped Flag
- Rubbish/Litter bag

Should any of this equipment not be on Post contact one of the Chief Marshals immediately who will remedy the situation asap.

Radio Marshals

Radio Marshals will collect their radio at signing on. The Radio Marshal will be considered the Senior Marshal on the particular Post he/she is working and will be the Team Leader on that Post. Marshals issued with a radio for the event must sign for the radio and keep it with them at all times. The Marshal issued with the radio is solely responsible for it until handed back to issuing staff at the end of the day's racing. The Radio Marshal will also be issued with a clip board, pen, marker pen and Incident Report Forms solely for minor incidents. Major incidents will be dealt with by the Official Incident Officer of APRR. Should you find you have a fault with the radio or headset provided, please contact the Chief Marshal who will arrange for it to be replaced. When using the radio, all calls in the first instance should be directed through Race Control. For example: "Race Control from Post 2, over" wait for a response from Race Control before sending your message.

During racing Radio Marshals should be tuned to Channel 1 and listening out for announcements from Race Control. Please refrain from using Channel 1 for anything other than relevant messages in connection with the racing at hand.

Should you need to contact anyone other than Race Control with regard to any other matter please use a separate channel.

Clearing Down

Radio Marshals need to be alert at the end of each session in order to clear down the track as quickly as possible. Listen out for an announcement by Race Control and respond accordingly. Clear down normally commences with Post 5 and will end with Post 4a. Please clear down as quickly as possible as the Races are run on a very tight schedule.

Open Mike Situations

Will all Radio Marshals try to avoid "Open Mike" situations by ensuring that the send button on the radio is not accidentally kept pressed. Also, if using a headset with the radio please ensure that the unit is switched off before attaching the headset to the radio. Once connected, the radio can be switched on.


Flags Used at Aberdare Park RR



Welsh National Flag – In the absence of Start Lights, at APRR the Welsh National Flag will be shown at the start of a session in place of a Green Flag.




Green Flag –The Green Flag means that the track ahead is clear. The Green Flag will usually be shown at the start of a session or after a section where yellow flags have been waved. The Flag is shown static and not waved.



Yellow Flag – The Yellow Flag means there is danger ahead. Where the danger is imminent the flag should be shown waved. The flag should be shown static at the preceding post and a static Green Flag should be shown at the next post after the danger is passed.




Red Flag – The Race or session has been stopped due to serious incident on the track. Marshals on post will only use the Red Flag when instructed to do so by Race Control or the Radio Marshal on that post. If a Red Flag is called it will usually be in the form of, “Race Control to all posts, RED FLAG, STOP RACE , STOP RACE.” The flag is shown waved. The Red Flag may also be used to close the track at a particular point. In this case the flag is shown static.



Black Flag – The Black Flag is shown to instruct a rider to leave the track and return to the pits/paddock. This could be due to a part loose or broken on the machine, smoke or oil leaking from the machine or Race Control or the Marshals feel the rider poses a danger being on the track either to their selves or others. The flag is shown static with either the rider’s number or a pointing gesture from the Marshal. At APRR this flag is only used at Start/Finish.



Red & Yellow Striped – The lack of adhesion flag will be shown by Marshals to indicate a potential lack of adhesion in that section of the track. It could be oil or fluid or debris on the track, or it might have started to rain at that part of the circuit. The flag is shown static and not waved.



Chequered Flag – Shown at the end of the session, normally on the start/finish line. The flag is shown waved.

Private Vehicles On Circuit

No private vehicles are permitted on circuit or on post, this includes bicycles.

Sunday Racing

On Sunday there is a compulsory “Church Break” between 10.30am and 12.00 midday. There is no racing on circuit between those times. Race Control will clear down the circuit in time for the compulsory break upon which all Marshals can stand down. Race Control will advise all Posts when they should return to Post. This will usually be 10 -15 minutes before racing restarts for Radio checks.

During the “Church Break” will all Marshals who wish to be included in the Event Photo Call please attend at Post 7 by the Bandstand.

End of Day’s Racing

Race Control will advise all posts when to stand down at the end of the day’s racing. When you have been stood down please ensure all equipment is placed at the side of the track for collection. All flags should be rolled up tight and replaced in the bag provided. Buckets of dust and fire extinguishers should be placed also at the side of the track for collection. Radio Marshals should return their radios to issuing staff for overnight recharging. Please leave the Marshals Post clean, tidy and free of litter.

For Any Further Information or Advice Your Chief Marshals are;

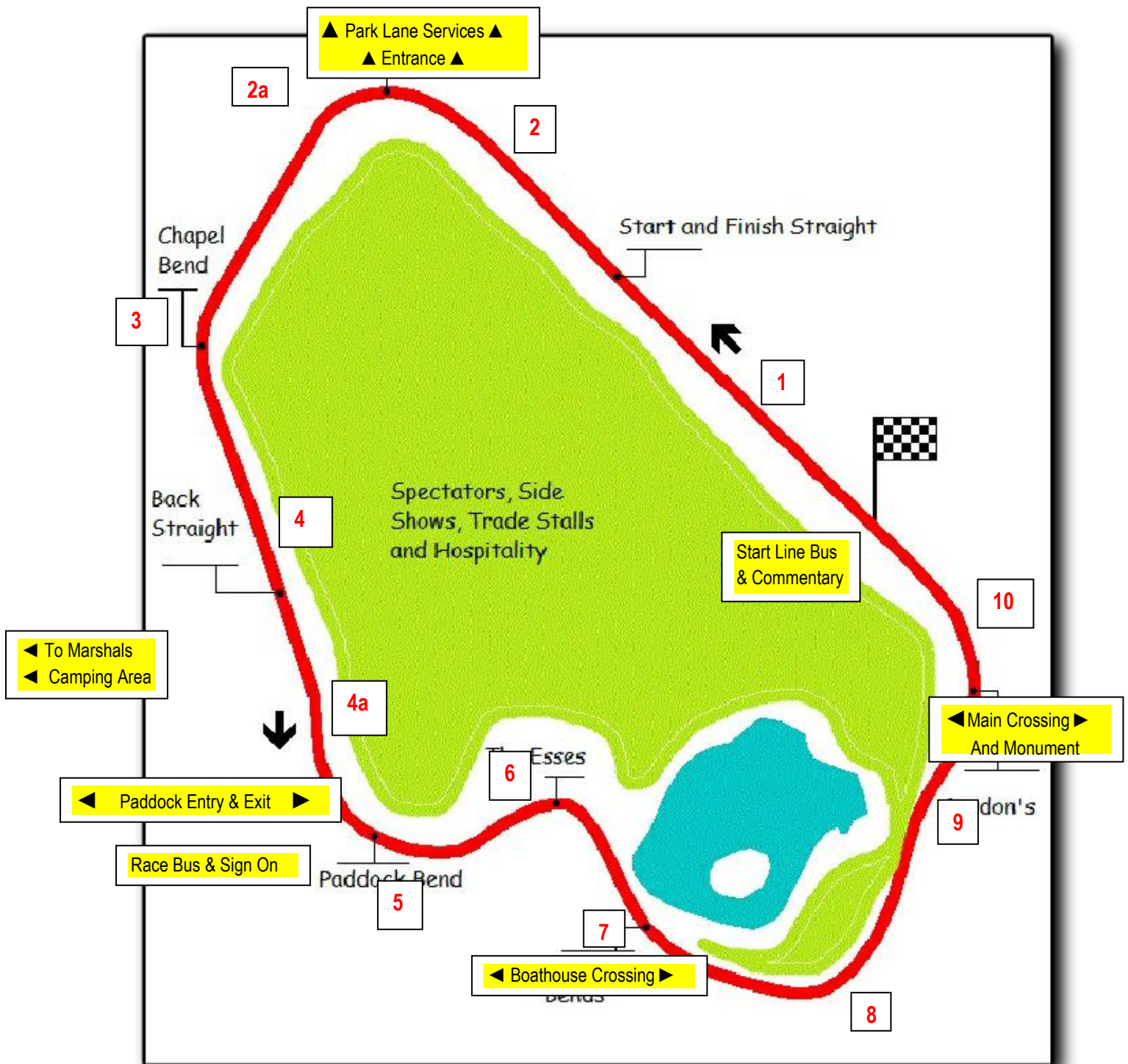
Mr Ross Phillips CM1
Mobile: 07415 710865
Email:
rossphillips1970@outlook.com

Mr Jack Evans CM2
Mobile: 07804 472397
Email:
jack.evans1711@gmail.com

The Organisers and all the staff at APRR would like to take this opportunity of thanking you for Marshaling this event. We hope you have an enjoyable and thrilling weekends racing and look forward to seeing you next year. Many thanks and stay safe.

Senior APRR Officials

Mr Derek Smith	Organiser & Managing Director
Mr Peter Hughes	Commentator
Mr Ian McLeod	Clerk of the Course
Mr Brett Moore	Deputy Clerk of the Course
Mr Ross Phillips	Chief Marshal 1
Mr Jack Evans	Chief Marshal 2
Mr Chris Beresford	Assistant Clerk of the Course
Mr Andrew Kellet-Hillier	Incident Officer
Mr Brian Pedley	Snr. Chief Technical Officer
Mr Steve Moulton	Chief Technical Officer
Mrs Jeanette Moulton	Child Protection Officer
Mr Martin Corfe	Official Time Keeper
Mr Gavin "Stan" Matthews	Official Race Starter
Mrs Debbie Smith	Secretary of the Meeting
Mr Howard Bellers-Smith	AMCC President
Mr Dennis Roberts	AMCC Vice President



[Circuit Diagram for Marshals Briefing Notes](#)



Aberdare Park Race Circuit Layout

Key	
	Trees
	Rectocil
	Haybale
	Marshal point
	Catch fence
	Flower beds
	Ambulance point

